



Corporate Parenting

December 2008

**CLA & CPP Activity
To end of November 2008**

CONTENTS

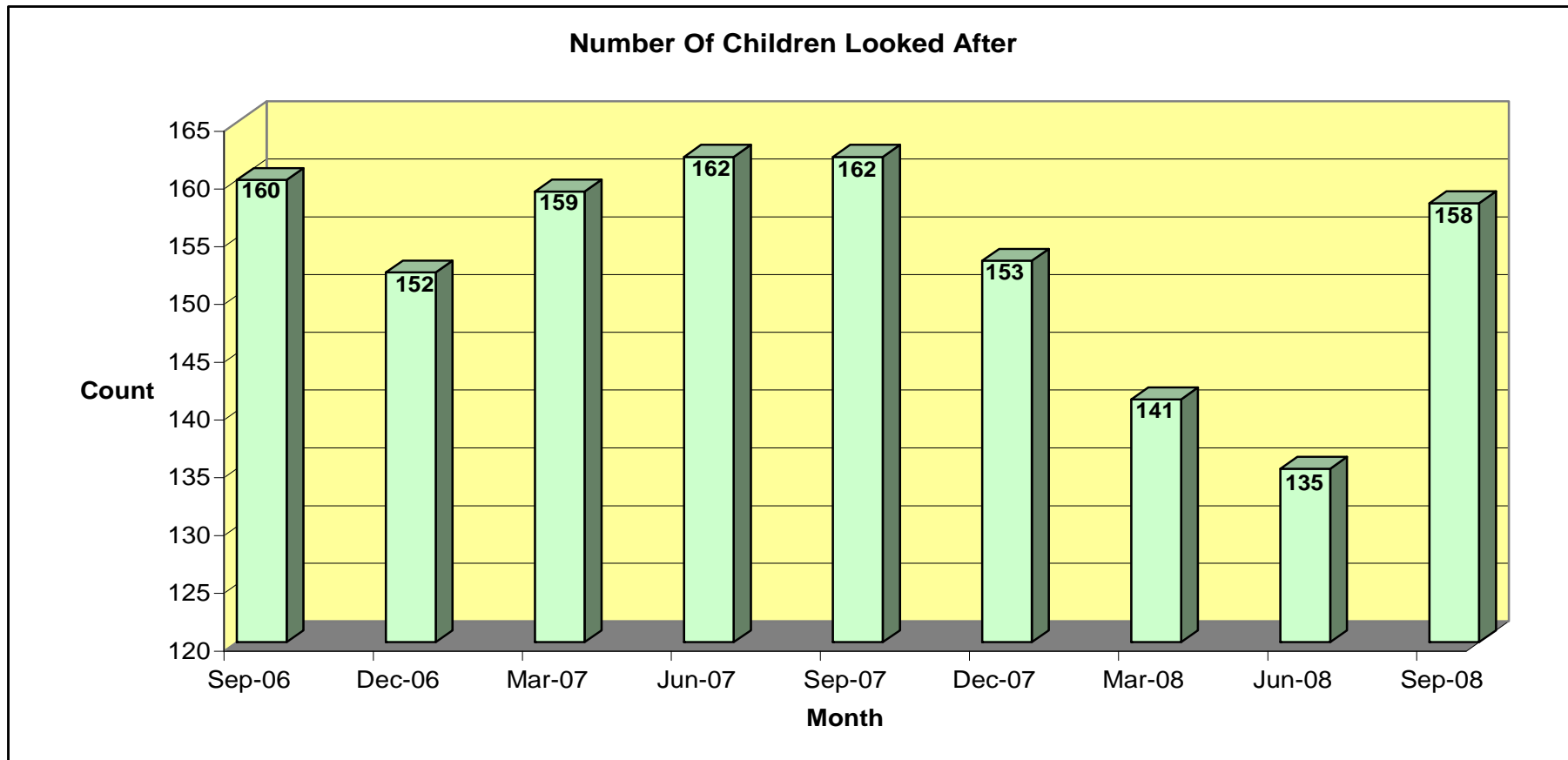
| | |
|---|----|
| 1) Safety of Vulnerable Children (CLA)..... | 3 |
| 2) CLA Age and Gender Breakdown | 4 |
| 3) CLA by Ethnicity..... | 5 |
| 4) CLA BY Placement Type..... | 6 |
| 5) CLA other Data..... | 7 |
| 6) Breakdown of Category of Need | 8 |
| 7) Safety of vulnerable children (CPP)..... | 9 |
| 8) CPP by Age and Gender | 10 |
| 9) CPP by Ethnicity..... | 11 |
| 10) CPP Nature of Abuse | 12 |
| 11) Duration of Child Protection Plans | 13 |
| 12) Overview of Key Performance Indicators as at 31 st March 2007..... | 14 |

1) Safety of Vulnerable Children (Children Looked After)

There were **157** children looked after in Harrow on 30th November 2008.

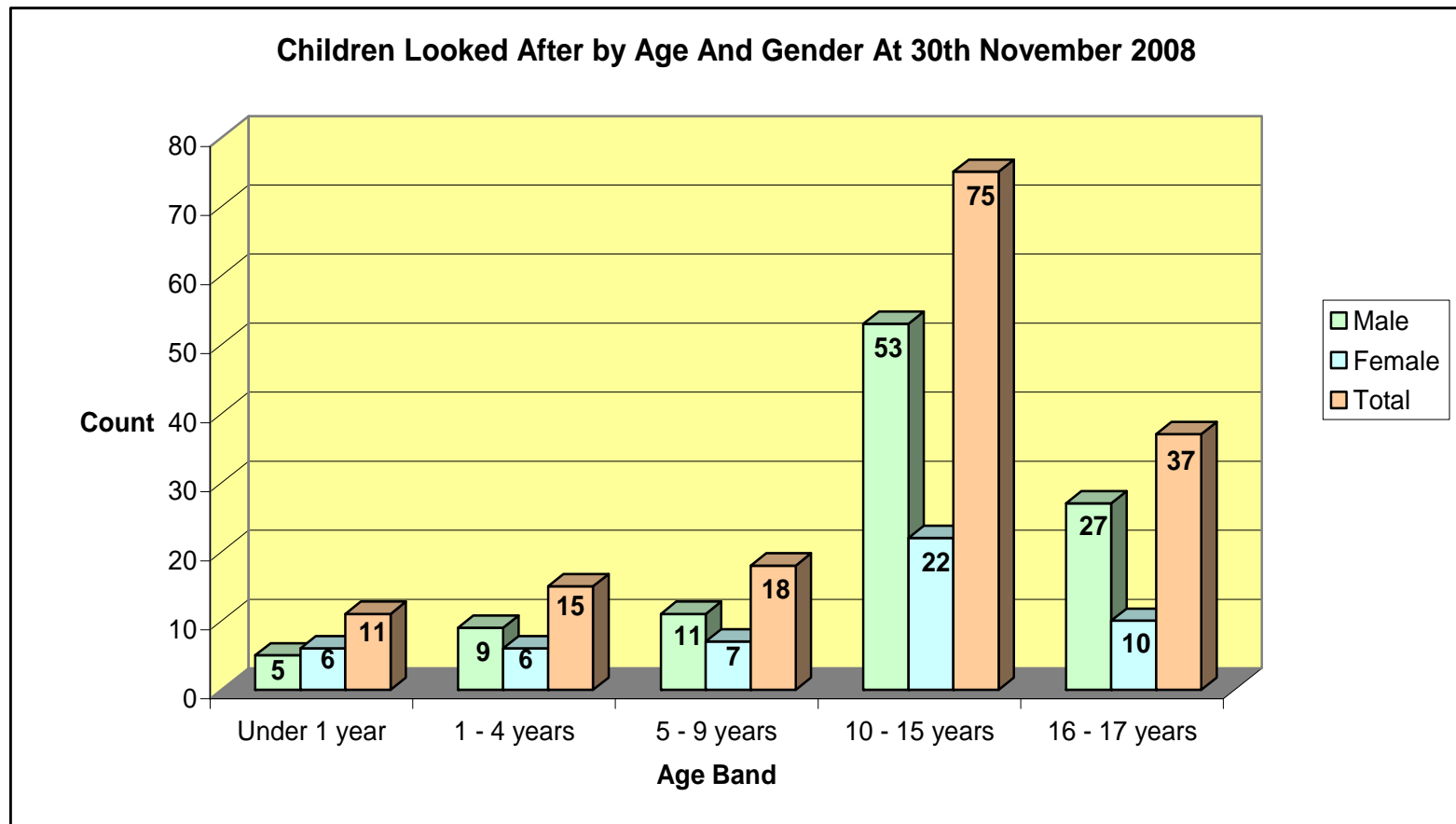
The bar chart below shows the number of children looked after by quarters from 2006

| Month | No. Of CLA |
|--------|------------|
| Sep-06 | 160 |
| Dec-06 | 152 |
| Mar-07 | 159 |
| Jun-07 | 162 |
| Sep-07 | 162 |
| Dec-07 | 153 |
| Mar-08 | 141 |
| Jun-08 | 135 |
| Sep-08 | 158 |



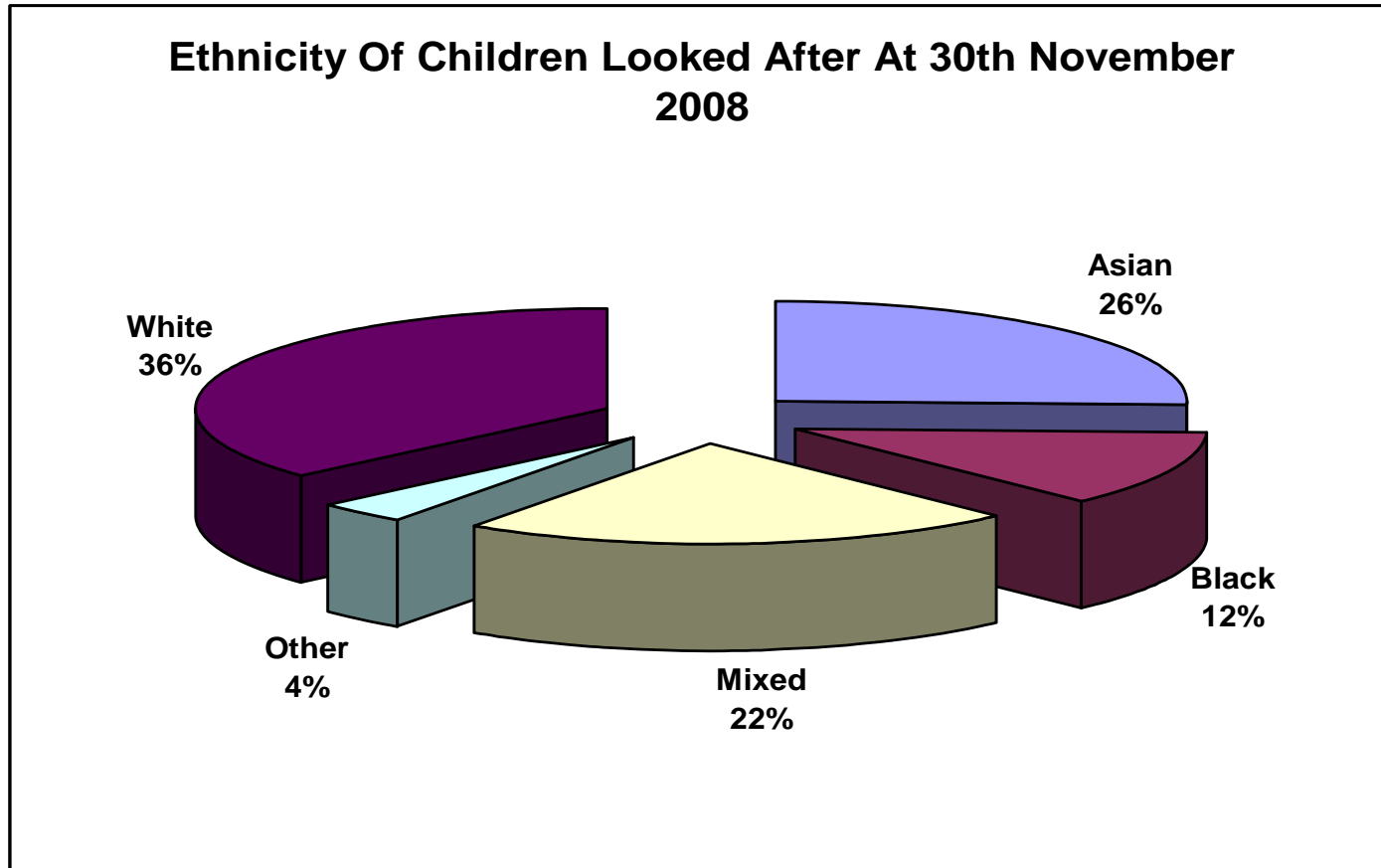
2) CLA Age and Gender Breakdown

| Age | Male | Female | Total |
|---------------|------------|-----------|------------|
| Under 1 year | 5 | 6 | 11 |
| 1 - 4 years | 9 | 6 | 15 |
| 5 - 9 years | 11 | 7 | 18 |
| 10 - 15 years | 53 | 22 | 75 |
| 16 - 17 years | 27 | 10 | 37 |
| Total | 105 | 51 | 156 |



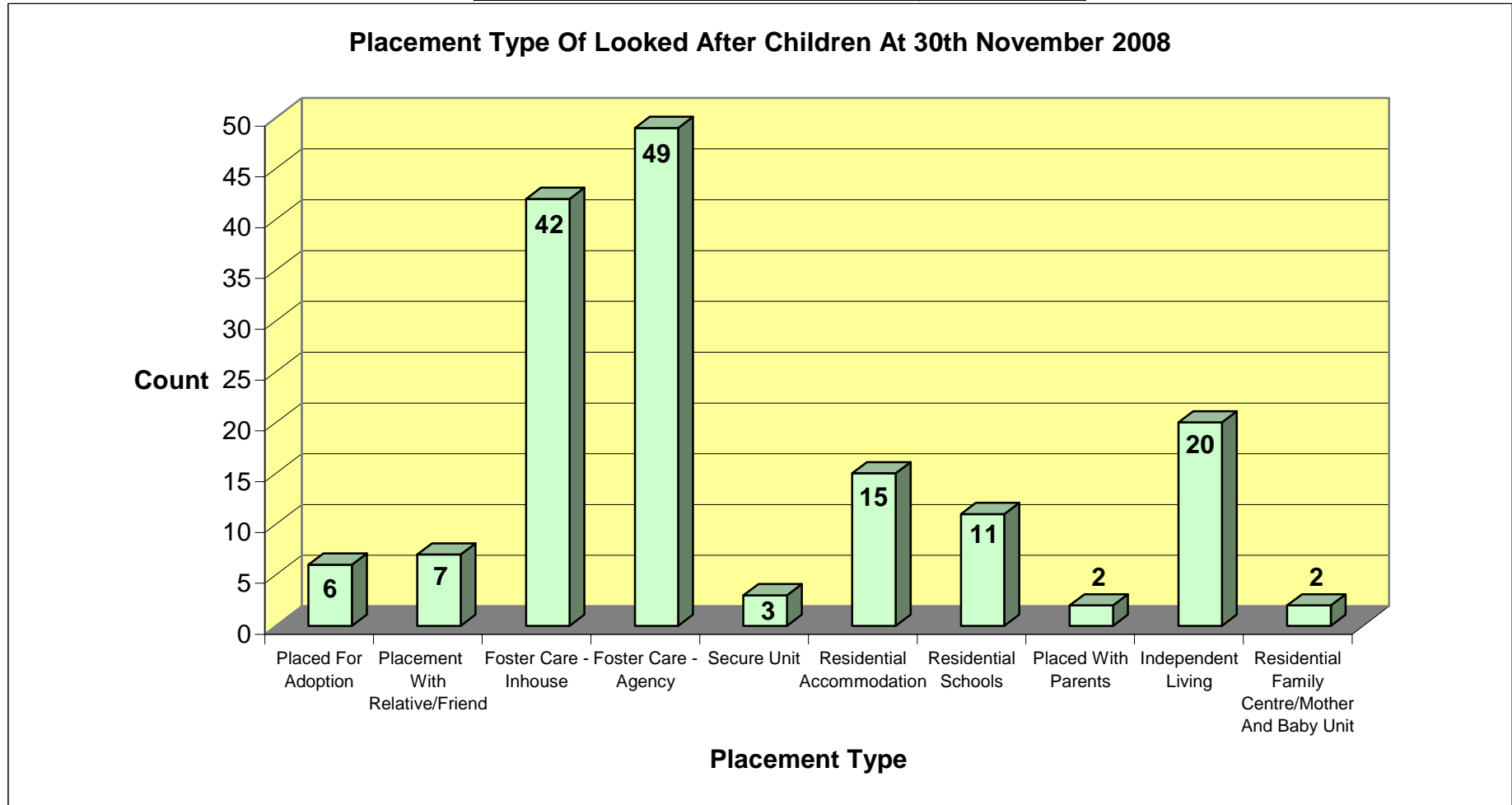
3) CLA by Ethnicity

| Ethnicity | No. Of CLA |
|--------------|------------|
| Asian | 40 |
| Black | 19 |
| Mixed | 34 |
| Other | 6 |
| White | 57 |
| Total | 156 |



4) CLA by Placement Type

| Placement Type | % Of CLA |
|--|----------|
| Placed For Adoption | 3.01 |
| Placement With Relative/Friend | 3.01 |
| Foster Care - Inhouse | 18.08 |
| Foster Care - Agency | 19.37 |
| Secure Unit | 0.43 |
| Residential Accommodation | 6.46 |
| Residential Schools | 5.16 |
| Placed With Parents | 0.86 |
| Independent Living | 6.46 |
| Residential Family Centre/Mother And Baby Unit | 0.86 |



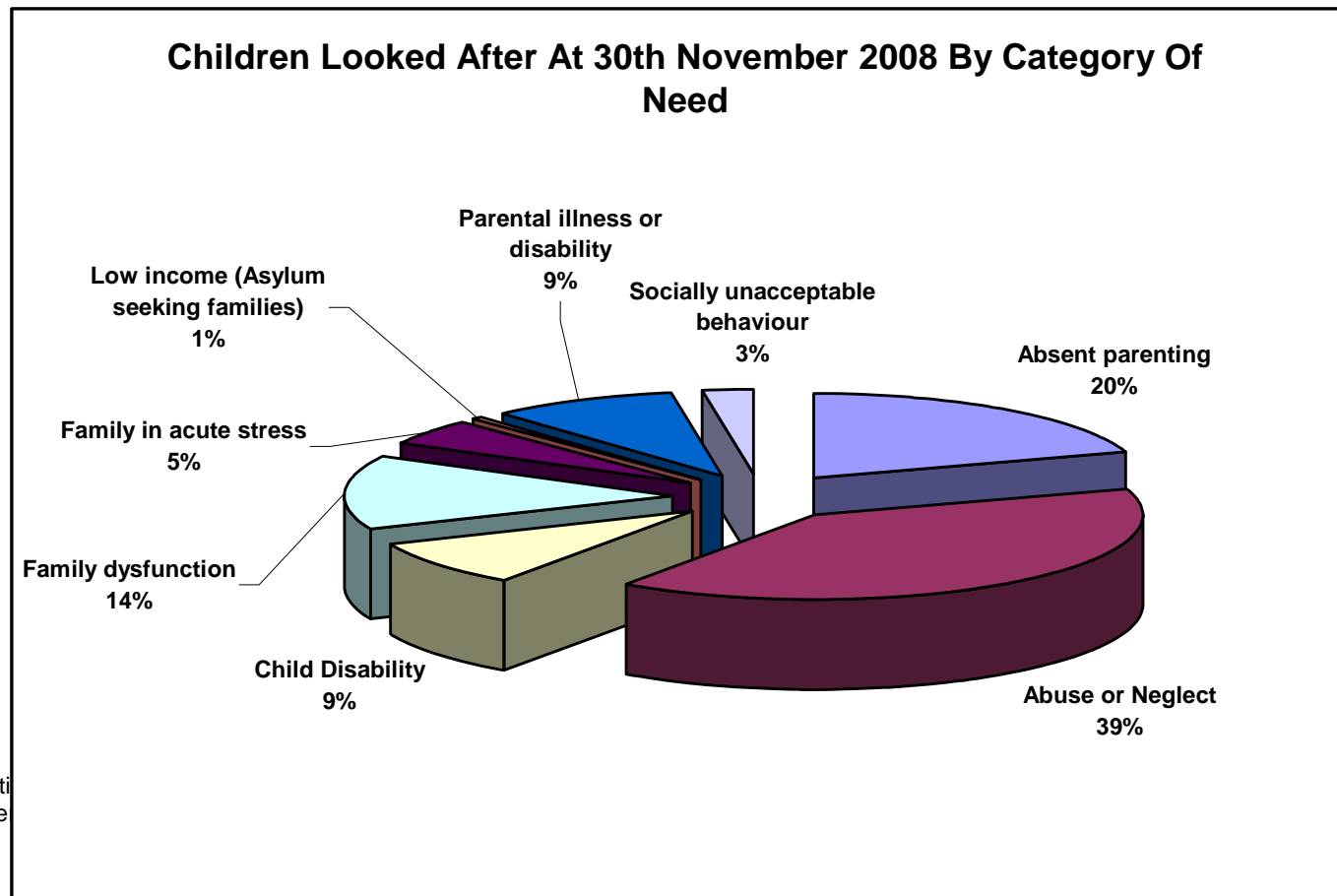
Children Looked After - Other Data as at 30th November 2008:

| | 31 st Aug. 2008 | 30 th Nov. 2008 |
|--|----------------------------|----------------------------|
| Number of Children Placed Out of Borough: | 55 | 59 |
| | | |
| <u>Breakdown Of types of Residential Placements:</u> | | |
| | | |
| 304 Honeypot Lane: | 6 | 6 |
| | | |
| Other Children's Homes: | 9 | 6 |
| | | |
| Secure Unit: | 0 | 3 |
| | | |
| Other supportive residential placements (pre - independence, mother & baby etc): | 4 | 3 |
| | | |
| Residential Schools: | 12 | 11 |
| | | |
| Social Work Allocation: | 100% | 98.72% |
| | | |
| Prediction for Adoptions: We are predicting 14 adoptions during the year. | 3 adopted | 6 adopted |
| | | |
| <u>CLA GCSE Results -</u> | <u>2007</u> | <u>2008</u> |
| | | |
| Attained at least 1 A* - G: | 46.15% | 66.7% |
| Attained 5 or more A* - G: | 43.15% | 33.3% |
| Attained 5 or more A* - C: | 5.38% | 11.1% |
| | | |

5) Breakdown of Category of Need

The breakdown of category of need as recorded when a child becomes looked after.

| Category Of Need | Count |
|--------------------------------------|------------|
| Absent parenting | 31 |
| Abuse or Neglect | 62 |
| Child Disability | 14 |
| Family dysfunction | 22 |
| Family in acute stress | 8 |
| Low income (Asylum seeking families) | 1 |
| Parental illness or disability | 14 |
| Socially unacceptable behaviour | 4 |
| Grand Total | 156 |

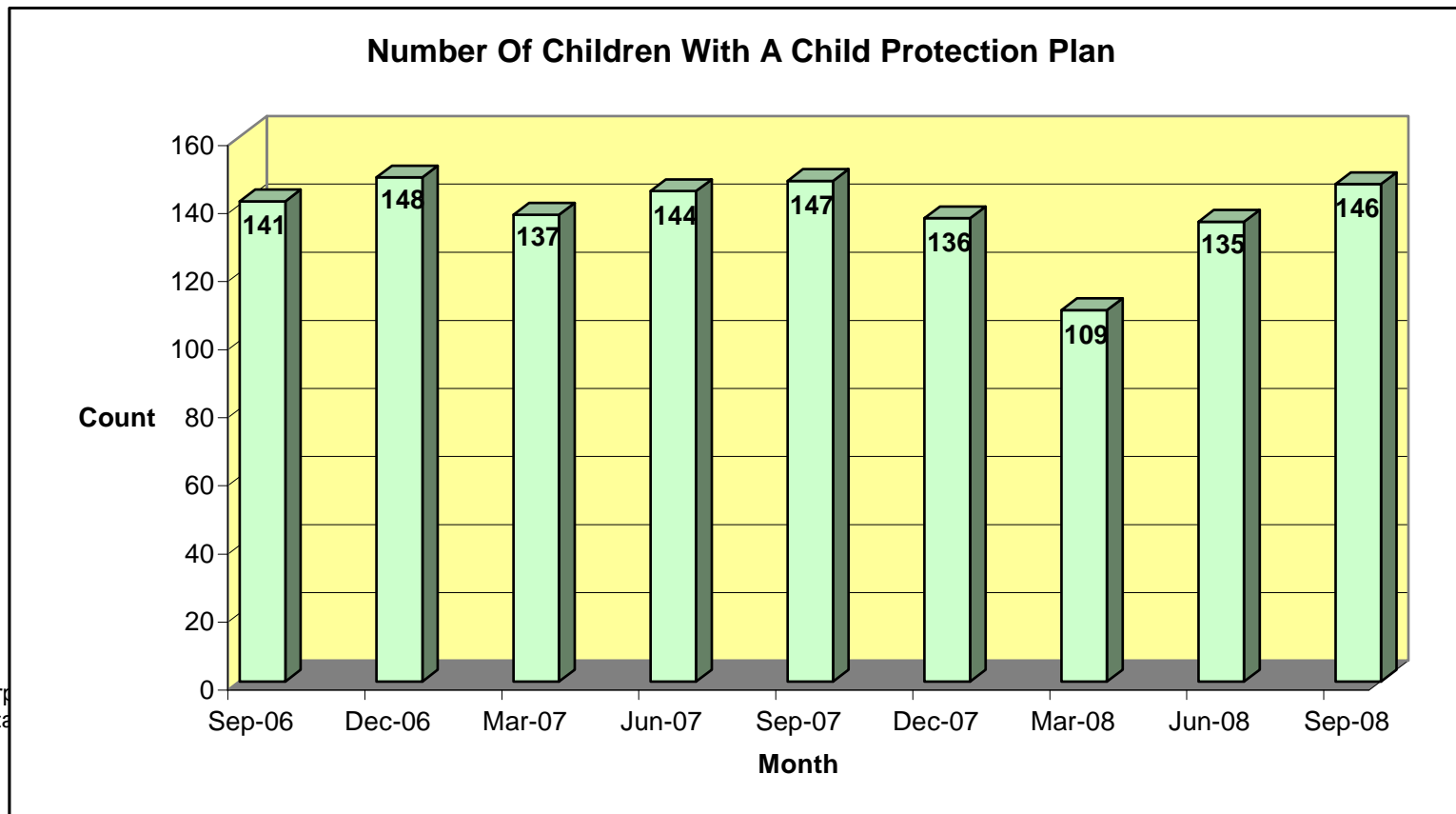


6) Safety of Vulnerable Children (Children Protection Plans)
CPP by Quarters since April 2006

There are **146** children who have a child protection plan in Harrow on 30th November 2008.

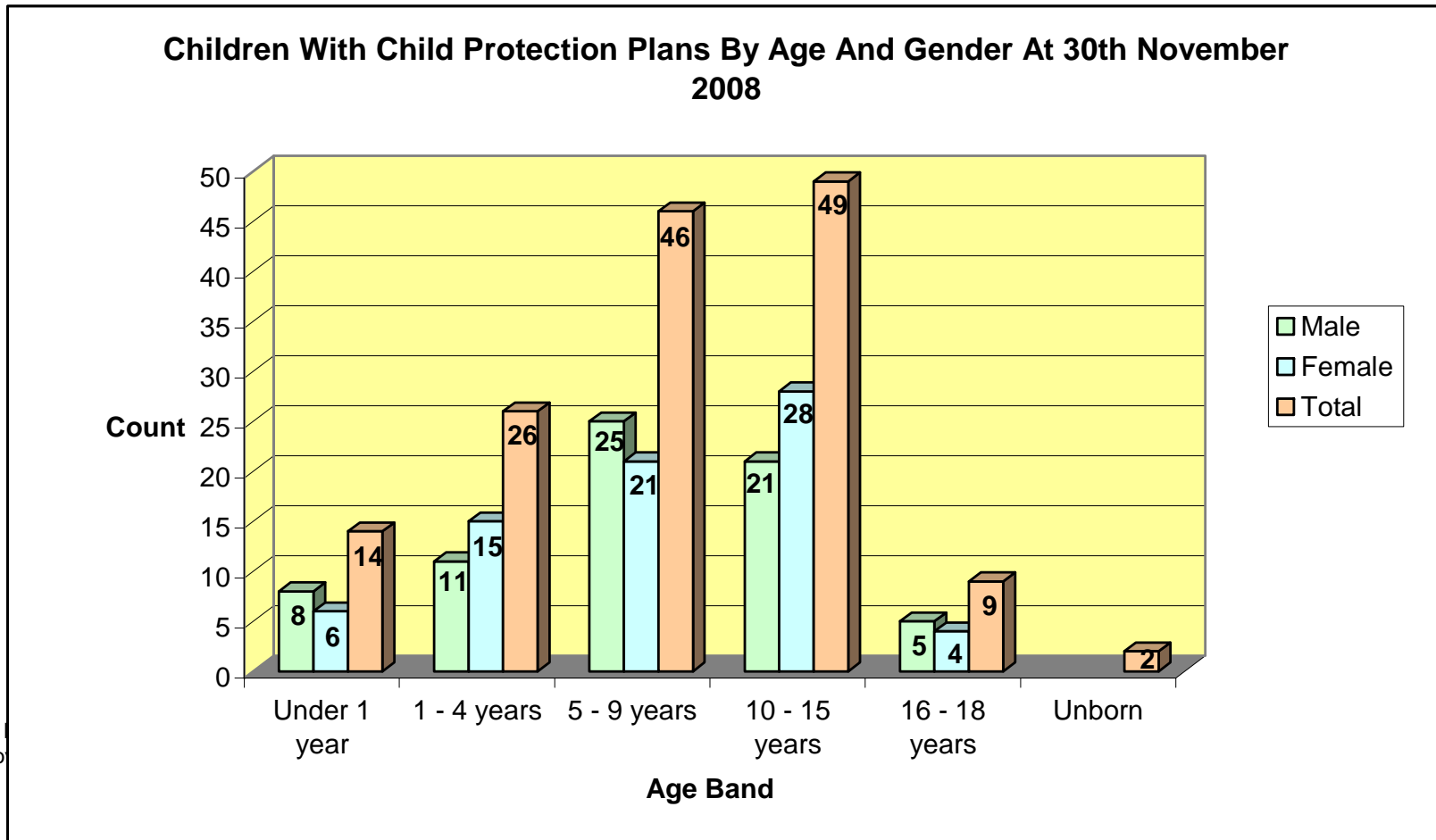
The bar chart below shows the number of children with Child Protection Plans by quarters since 2006

| Month | No. Of CLA |
|--------|------------|
| Sep-06 | 141 |
| Dec-06 | 148 |
| Mar-07 | 137 |
| Jun-07 | 144 |
| Sep-07 | 147 |
| Dec-07 | 136 |
| Mar-08 | 109 |
| Jun-08 | 135 |
| Sep-08 | 146 |



7) CPP by Age and Gender

| Age | Male | Female | Total |
|---------------|-----------|-----------|------------|
| Under 1 year | 8 | 6 | 14 |
| 1 - 4 years | 11 | 15 | 26 |
| 5 - 9 years | 25 | 21 | 46 |
| 10 - 15 years | 21 | 28 | 49 |
| 16 - 18 years | 5 | 4 | 9 |
| Unborn | | | 2 |
| Total | 70 | 74 | 146 |

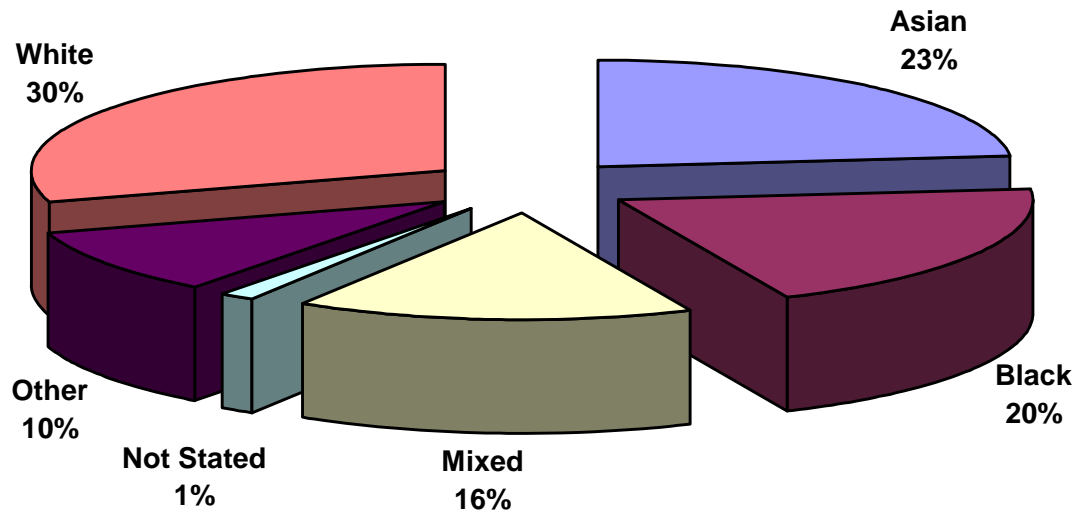


7) CPP by Ethnicity

Breakdown of ethnicity of those children on the Child Protection Register as at 30th November 2008

| Ethnicity | No. Of CLA |
|--------------|------------|
| Asian | 33 |
| Black | 28 |
| Mixed | 22 |
| Not Stated | 2 |
| Other | 14 |
| White | 42 |
| Total | 147 |

Ethnicity Breakdown Of Children Who Have A Child Protection Plan At 30th November 2008

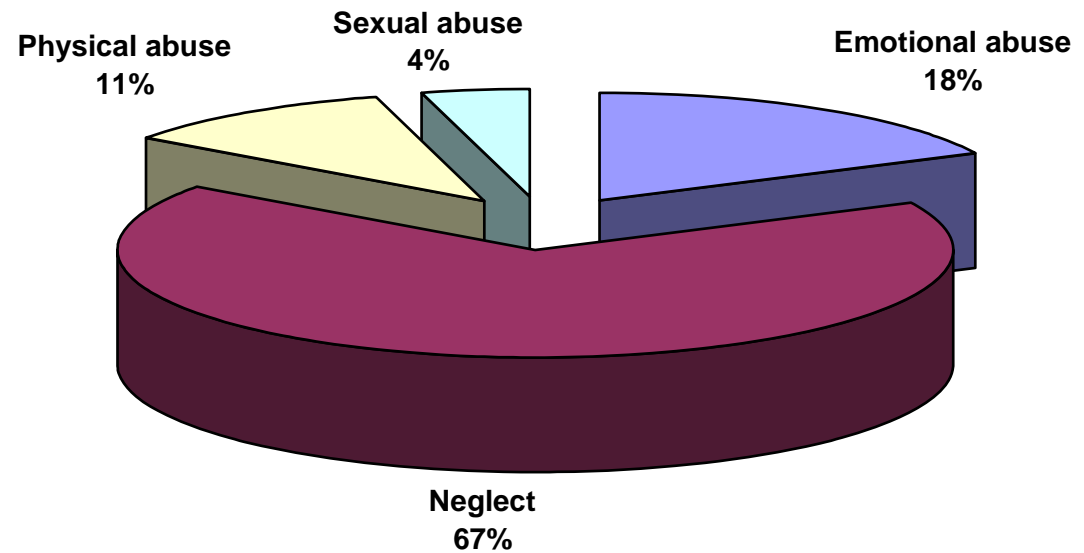


9) CPP by Category of Abuse

Breakdown of categories of abuse of children with a Child Protection plan as at 30th November 2008

| Category Of Abuse | Count |
|--------------------|------------|
| Emotional abuse | 26 |
| Neglect | 99 |
| Physical abuse | 16 |
| Sexual abuse | 6 |
| Grand Total | 147 |

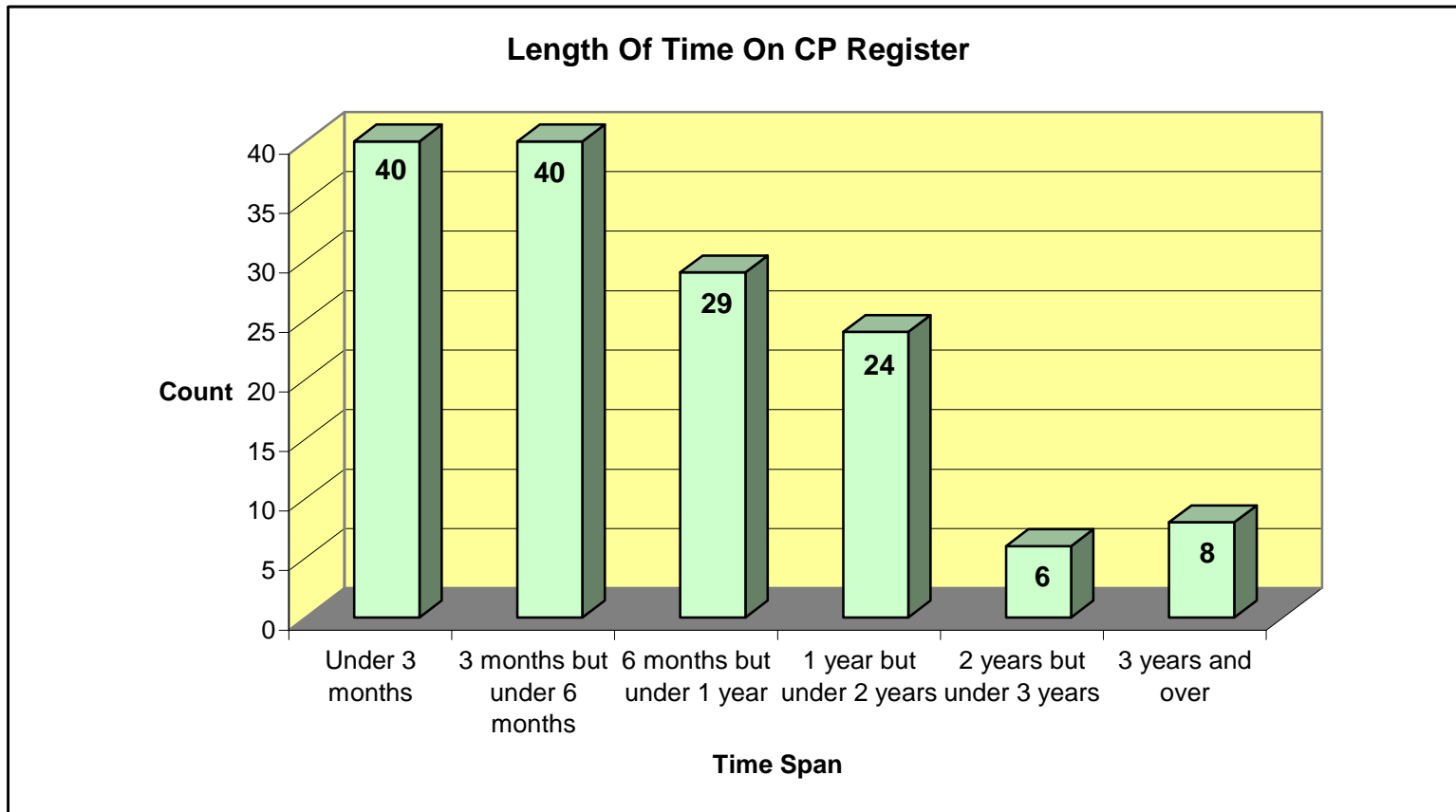
Children With A Child Protection Plan At 30th November 2008 By Category Of Abuse



10) Duration of Child Protection Plans

This graph shows the number of children with a child protection plan at 30th November 2008 and the length of time since plan was created.

| Length Of Time On CP Register | Count |
|-------------------------------|------------|
| Under 3 months | 40 |
| 3 months but under 6 months | 40 |
| 6 months but under 1 year | 29 |
| 1 year but under 2 years | 24 |
| 2 years but under 3 years | 6 |
| 3 years and over | 8 |
| Total | 147 |



11) Key Performance Indicators for the end of November 2008

| Domain | PAF | BVPI | Indicator | 2007 | 2008 | Comments | Stat neighbour comparator 2006/7 (latest available) | Target 2008/9 | Performance at end of November 2008 |
|------------------|-----|------|--|------|------|--|---|---------------|-------------------------------------|
| A. Being Healthy | C19 | | Health of children looked after - The average of the percentages of children looked after continuously for at least 12 months, and who had a dental check and a medical assessment during the previous 12 months. | 88% | 95% | Ongoing close work with CLA Nurse & SW teams to meet target. | 84% | 95% | 95.2% |
| | | | Re-registrations on the Child Protection Register - The percentage of children registered during the year on the Child Protection Register who had been previously registered. | 11% | 14% | Measures are in place to ensure that children have adequate monitoring and support In place following de-registration. | 12% | 13% | 10.08% |
| B. Staying safe | A3 | | Children looked after absent from school - The percentage of children who had been looked after continuously for at least 12 months and were of school age, who missed a total of at least 25 days of schooling for any reason during the previous school year. | 14% | 14% | Remained in the middle band for 2007-8. Education welfare team is being strengthened with CLA specialist, which should help address issue of out of borough children. | 10% | 10% | 5.41% |
| | | | Reviews of child protection cases (KT) - The percentage of child protection cases which should have been reviewed during the year that were reviewed. | 96% | 98% | Good performance. | 99% | 100% | 99.06% |
| | | | Duration on the Child Protection Register - The percentage of children deregistered from the Child Protection Register during the year who had been on the Register continuously for two years or more. | 22% | 13% | Measures are now in place to ensure that a minimum of children are registered for more than 2 years such as monthly meetings of Team Managers with CP Co-ordinators to ensure CP plans are progressed without delay. | 6% | 10% | 10.87% |
| | | | | | | | | | |

| | PAF | BVPI | Indicator | 2007 | 2008 | Comments | Stat neighbour comparator 2006/7 (latest available) | Target 2008/9 | Performance at end of November 2008 |
|--------------------|-----|------|--|------|------|--|---|---------------|-------------------------------------|
| B. Staying safe | C23 | 163 | Adoptions of children looked after (KT) - The number of looked after children adopted during the year as a percentage of the number of children looked after (excluding unaccompanied asylum seekers) who had been looked after for 6 months or more. | 3% | 14% | This indicator will start of in the lower band at the beginning of the year. We have a further 6 children in pre adoptive placements and adoption/sg hearings scheduled for early next year. | 6% | 14% | 6% |
| | C64 | | Timing of core assessments - The percentage of Core Assessments that were completed within 35 working days of their commencement. | 60% | 77% | Performance is being monitored and the drop in performance is being addressed. | 72% | 80% | 73.51% |
| | C68 | | Timeliness of reviews of Children looked after - The percentage of children looked after cases which should have been reviewed during the year that were reviewed during the year. | 93% | 90% | Good performance – this is estimated, currently we are addressing issues of uncompleted work which may effect this indicator. | 91% | 92% | 99.32% |
| | A1 | 49 | Stability of placements of children looked after (KT) - The percentage of children looked after with three or more placement moves in the year. | 14% | 10% | Very good performance | 13% | 10% | 3.8% |
| | D78 | | Long-term stability of CLA (2.5 years) - The percentage of children aged under 16 who had been looked after continuously for at least 2.5 years, who were living in the same placement for at least 2 years, or are placed for adoption. | 59% | 58% | This indicator is currently unbanded. Long-term stability is an LAA target and we have agreed a target of 62% with central government. | 67% | 62% | 60% |
| | B79 | | Children aged 10-15 in foster placements or placed for adoption - Of children aged at least 10 and under 16 looked after (excluding those placed with parents) the percentage who were in foster placements or placed for adoption. | 64% | 70% | This indicator is currently unbanded. Action is being taken to maximise stable placements which should take us steadily towards the statistical neighbour average. | 82% | 75% | 70.59% |

| Domain | PAF | BVPI | Indicator | 2007 | 2008 | Comments | Stat neighbour comparator 2006/7 (latest available) | Target 2008/9 | Performance at end of November 2008 |
|---------------------------------|-----|------|--|------|------|---|---|---------------|-------------------------------------|
| D. Make a Positive Contribution | C18 | | Final warnings/reprimands and convictions of CLA - The percentage of children aged 10 or over who had been looked after continuously for at least 12 months, who were given a final warning/reprimand or convicted during the year for an offence committed whilst they were looked after, expressed as a ratio of the percentage of all children aged 10 or over given a final warning/reprimand or convicted for an offence in the police force area. | 3% | tbc | Convictions and final warnings for CLA remain low. | 1% | 1% | Available Quarterly |
| | C63 | | Participation of looked after children in reviews - The number of children and young people who communicated their views for each of their statutory reviews in the year as a percentage of the number of children and young people who were looked after during the year for more than four weeks. | 90% | 97% | The new system, View Point, and efforts of teams involved have greatly enhanced performance however, there are data quality issues which are being addressed. We are aware of only 2 children who have not participated in their reviews. | 93% | 95% | 82.79% |

Guide to Key Performance Indicator bandings

| |
|----------------------|
| Very Good |
| Good |
| Acceptable |
| Ask Questions |
| Investigate Urgently |

| | | | | | | | | | | |
|--------|--|----------------------|---------|---------|----------|---------|----------|----------|----------|---------|
| CF/A1 | Stability of placements of CLA | . | . | . | . | 0<16.01 | . | . | 16.01<20 | 20<=100 |
| CF/A3 | Re-registrations on the CPR | 0<3 | 3<6 | 6<8 | 8<10 | 10<15 | 15<17.21 | 17.21<20 | 20<24 | 24<=100 |
| CF/B79 | CLA - foster/placed for adoption NEW | unbanded for 2005-06 | | | | | | | | |
| CF/C18 | Final warnings/reprimands and convictions of CLA | . | 0<1 | 1<3 | . | . | . | . | 3+ | . |
| CF/C19 | Health of children looked after | 0<50 | 50<60 | 60<70 | 70<80 | 80<=100 | . | . | . | . |
| CF/C20 | Reviews of child protection cases | 0<92.5 | 92.5<95 | 95<97.5 | 97.5<100 | 100 | . | . | . | . |
| CF/C21 | Duration on the CPR | . | . | . | . | . | 0<10 | 10<15 | 15<20 | 20<=100 |
| CF/C23 | Adoptions of children looked after | 0<3 | 3<6 | 6<7 | 7<8 | 8<25 | . | . | 25<=100 | . |
| CF/C24 | Children looked after absent from school | . | . | . | . | 0<5 | 5<10 | 10<15 | 15<20 | 20+ |
| CF/C64 | Timing of core assessments | 0<60 | 60<70 | 70<75 | 75<80 | 80<=100 | . | . | . | . |
| CF/C68 | Timeliness of reviews for LAC | 0<80 | 80<85 | 85<90 | 90<95 | 95<=100 | . | . | . | . |
| CF/D78 | Long term stability of CLA NEW | unbanded for 2005-06 | | | | | | | | |